

XTMFIRE

STAINLESS STEEL BOILER & WATER HEATER

**VERSA IC[®] INTELLIGENCE
WITH RAYMOTE[™] ACCESS**

**INSTANT VISIBILITY
OF HEATER STATUS**

**UP TO 96.5% EFFICIENCY,
MAXIMUM PERFORMANCE**




Raypak[®]
A Rheem[®] Company

NEW DESIGN, ENHANCED

Don't waste time worrying about hot water with the new XFIIRE.

XFIIRE is built with stainless steel water-tube construction, versatile design and adaptive controls on an intuitive VERSA IC touchscreen display. The XFIIRE is engineered for performance, efficiency and with Raymont access to keep you connected and informed. Meet the demand of daily life with the XFIIRE hydronic boiler or domestic hot water heater for buildings, schools, multi-family housing, gyms and more.



CED PERFORMANCE.

VERSA IC intelligence with *Ray*moTc™ connectivity.

Raypak's VERSA IC touchscreen enables modulating temperature control, safety limits, and ignition programming into one user-friendly integrated control platform. With self-learning features that prevent equipment damage, this automated controller is easy to set-up, understand, and use, making it as close to plug and play as possible.

The VERSA IC system can be remotely monitored through the Raymote mobile app or web dashboard. With touch-of-a-button access to vital information, Raymote gives you:

- Real time service notifications to keep you informed.
- View and manage your Raypak systems at multiple sites.
- Instant visibility to historical data and performance reports.



Raymote is an optional feature that can be added to the XFIIRE. The inclusion of Raymote includes 1 year of service. Raymote retrofit kits available for installed products with the VERSA IC touchscreen.








Instant Visibility

The multi-function status light not only lends to XFIIRE's new sleek design, but it aids in:

- quick visual status of the heater
- service light for maintenance of the heater

Illumination Key

-  SOLID WHITE: POWER ON
-  PULSING WHITE: GAS PURGE
-  PULSING BLUE: CALL FOR HEAT
-  SOLID BLUE: BURNER ON
-  PULSING RED: ERROR



Maximum Performance

Reduce operating costs and heat your water quicker with XFIIRE's 96.5% thermal efficiency¹. Enhance your capability and flexibility. The XFIIRE can perform at 7:1 turndown and cascade up to 8 heaters can be cascaded in parallel or sequential modulation modes. Combined with cascade interstage delay settings you will have precise control and optimization of your heater system.



Indoor or Outdoor

Safety certified for indoor/outdoor installation. Heavy gauged galvanized steel jacket with a UV-resistant powder coat finish is impervious to weather and corrosion.

Venting Flexibility

XFIIRE can be direct vented and is ready to go with PCV and CPVC. You can also vent with polypropylene or stainless steel using an adapter conveniently sold through Raypak.

¹ Up to 96.5% efficiency.



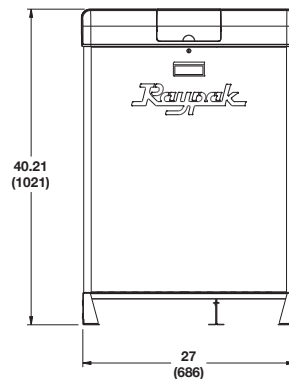
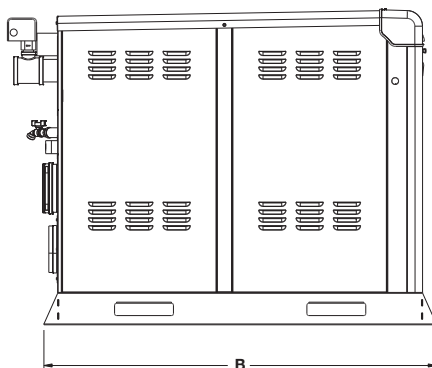
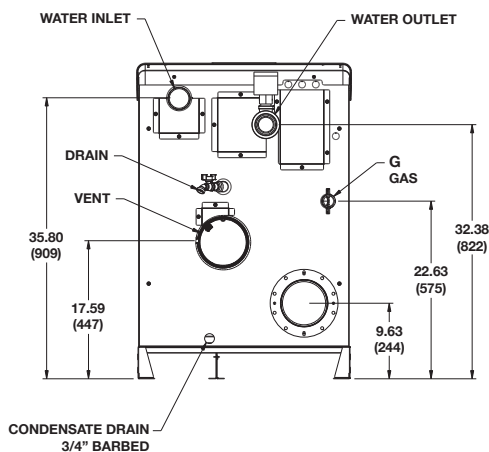
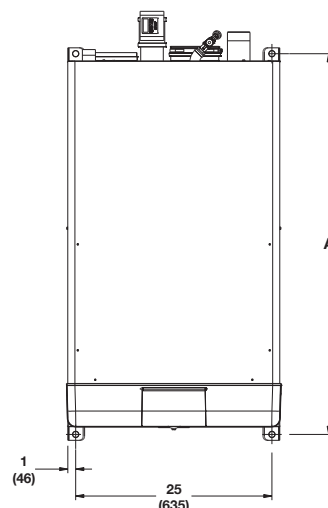
XFIIRE - Type H & WH Models 0300B - 1000B

Model (H7/WH7-)	MBTUH (kW)		Turndown	AHRI Thermal Efficiency	Dimensions In. (mm)						Shipping Weight lbs. (kg)
	Input	Output			A	B Base Depth	Water Inlet/Outlet NPT	G Gas Conn. NPT	Flue ø	Air Intake ø	
300B	300 (88)	289.5 (85)	7 to 1	96.5%	35.33 (897)	36.83 (935)	2	1	4 (100)	4 (100)	411 (186)
400B	399 (117)	383 (112)	7 to 1	96%	35.33 (897)	36.83 (935)	2	1	4 (100)	4 (100)	411 (186)
500B	500 (147)	480 (141)	7 to 1	96%	35.33 (897)	36.83 (935)	2	1	4 (100)	4 (100)	416 (189)
650B	650 (191)	624 (183)	7 to 1	96%	43.75 (1111)	45.22 (1148)	2	1	6 (150)	6 (150)	501 (227)
800B	800 (235)	768 (225)	7 to 1	96%	43.75 (1111)	45.22 (1148)	2	1	6 (150)	6 (150)	547 (248)
1000B	1000 (294)	960 (281)	7 to 1	96%	48.50 (1231)	50 (1270)	2-1/2	1-1/4	6 (150)	6 (150)	627 (284)

	Clearances in. (mm)	
	Combustible Minimum	Service Minimum
Front	Open	30 (762)
Rear	24 (610)	24 (610)
Right	0	0
Left	0	0
Top	0	0
Floor	0	0
Vent	1 (25)	1 (25)

Model	Boiler Current Draw	
	120VAC	208VAC
300B	< 7.5 A	< 5.0 A
400B	< 7.5 A	< 5.0 A
500B	< 5.0 A	< 5.0 A
650B	< 5.0 A	< 5.0 A
800B	< 7.5 A	< 7.5 A
1000B	< 7.5 A	< 7.5 A

Current draw is for heater only. (Supply breaker must have delayed trip).



www.raypak.com

2151 Eastman Avenue | Oxnard, CA 93030 | 805-278-5300

Litho in U.S.A. ©2020 Raypak, Inc. 1000.27A Effective 08-01-20 Replaces 08-15-19