



“SERIES-TWO” TWIN HEATING MODULE

Instant Comfort...Endless Savings

Made In USA

ELECTRIC TANKLESS WATER HEATERS

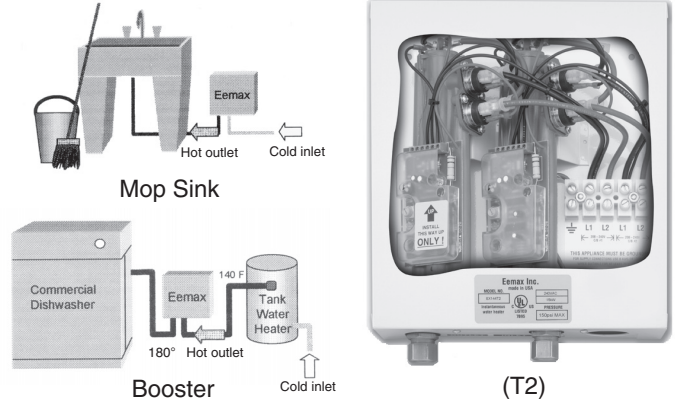
9/06

MODELS:

“PARALLEL” Models (Twin Module) Thermostatic Control
T2 = Parallel turn on. Min. flow, 1.5 GPM, max 4 GPM

APPLICATIONS:

- Single high volume fixture
- Commercial Dishwashers
- Booster (Solar backup, jetted bathtub)
- Commercial/Industrial
- Adjustable, Precise Temperature Setting +/- 1°F (ambient up to 180°)
- Anti Scald Protection



Thermostatic

Model	Options	Volts	kW	Amps
EX120T2	EE,S,DR,FS	240V	11.5kW	48A
EX144T2	EE,S,DR,FS	240V	15kW	64 (2x32)A
EX190T2	EE,S,DR,FS	240V	19kW	80 (2x40)A
EX1608T2	EE,S,DR,FS	208V	16.6kW	80 (2x40)A
EX160T2	EE,S,DR,FS	277V	16kW	58 (2x29)A
EX200T2	EE,S,DR,FS	277V	20kW	72 (2x36)A

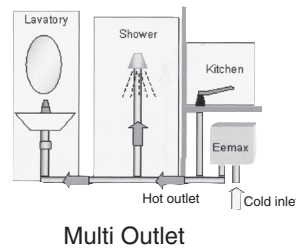
THERMOSTATIC SPECIFICATION OPTIONS

- T2 = Hot or cold water feed “parallel” turn on
- EE = Emergency eye/face wash ANSI Z358.1 tepid water
- S = Sanitation 180°
- DR = External temperature control LED temperature display see “DR” spec sheet
- FS = Factory set ambient to 180°
- Nema 4 Enclosure (option)


“STAGED” Models (Twin Module) Thermostatic Control
TC = Turns on in stages based on hot water demand.
Min. flow, 0.7 GPM, max 3 GPM

APPLICATIONS

- Multi fixture
- Residential Showers
- Commercial/Industrial
- Photo Processing
- Adjustable, Precise Temperature Setting +/- 1°F (ambient to 180°)
- Anti Scald Protection
- Solar backup



Multi Outlet



(TC)

Models	Options	Volts	kW	Amps
EX120TC	ML,DR	240V	11.5kW	48A
EX144 TC	ML,DR	240V	15kW	64 (2x32)A
EX190TC	ML,DR	240V	19kW	80 (2x40)A
EX1608TC	ML,DR	208V	16.6kW	80 (2x40)A
EX160TC	ML,DR	277V	16kW	58 (2x29)A
EX200TC	ML,DR	277V	20kW	72 (2x36)A

THERMOSTATIC SPECIFICATION OPTIONS

- TC = Hot or cold water feed, “staged” turn on
- ML = Multi lavs .5 turn on. staged up to 4 lavs 105°-110° temp setting
- DR = External temperature control LED temperature display (see “DR” spec sheet)
- Nema 4 Enclosure (option)

QUALITY FEATURES

- **On Demand Hot Water** - no delay.
- **Continuous Hot Water** - no storage capacity to run out.
- **Reduces Installation Cost** - no T&P relief valve needed (check local codes).
- **Easy Installation** - integral 3/4 npt fittings on bottom (no sweat connections).
- **Cut Energy Waste** - flow switch activates heater only on demand (no standby heat loss).
- **Anti Scald Protection(s)**
- **Meets ANSI Z358.1 tepid water requirement (T2EE)**
- **Reduces calcification.**
- **Ni Chrome Element** - a unique, patented flow path ensures optimum heat transfer and extended element life.
- **Compact Size** - dimensions; 10”x9”x3” weight 8 lbs
- **Field Serviceable Elements** - replaceable cartridge elements. (1 year warranty)
- **Designed for Durability; Warranty** - Full Factory Warranty - Heaters are guaranteed against failure due to leaks of “Heater Body/Element Assembly” for a period of FIVE YEARS.
- Unit must be mounted on wall
- **High Temperature Limit Switch** - protects against element burn out, with reset button
- **LEED Certified**

SUGGESTED SPECIFICATION

Thermostatic Series Two

- Spec Options: T2 = Hot or cold water feed "parallel" turn on
- TC = Hot or cold water feed "staged" turn on
- EE = Tepid water 70° - 90°
ANSI Z358.1 compliant (T2)
- S = Sanitation 180° (T2)
- ML = Multi lav temp setting 105° - 110°
.5 GPM turn on up to 4 lavs
- FS = Factory set ambient to 180°
- Nema 4 enclosure (option)

Tankless Water Heater shall be an Eemax

"Series Two" Model _____ with _____ kW,
_____ model # _____ kW rating
_____ vac, and _____ to heat _____ GPM @
_____ voltage _____ amperage
a temperature rise of _____ degrees F. Heater shall have two heating modules. Element shall be replaceable cartridge insert. Unit shall have a replaceable filter in the inlet connector. Heater shall be fitted with 3/4 npt water connections. Maximum operating pressure of 150 psi. Hot water storage tanks prohibited. Unit shall be Eemax or approved equal.

NOTE: Refer to rating chart for product information.

SPECIFICATIONS:

Dimensions: 10" x 9" x 3"

Weight: 8 lbs.

Materials:

Cover: Enameled Steel.

Glass Reinforced Heater Body
and Ni Chrome Element

Color: White

Element: Dual replacement
cartridge inserts

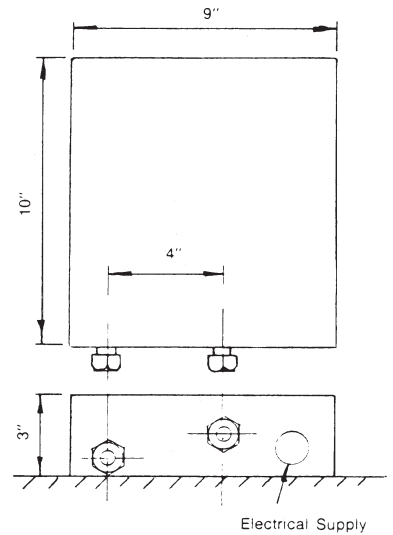
Pipe-Fittings: 3/4 npt fittings at bottom of unit.

Operating Pressure: min. 40 PSI, max 150 PSI

U.S. Patent #s: 4,960,976

4,762,980

UL Listing: E 36887(M)



MADE IN USA



RATINGS OF "SERIES TWO" MODELS

- T2 = Hot or cold feed "parallel" turn on
- DR = External temperature control LED temperature display (see "DR" spec sheet)
- FS = Factory set ambient to 180°
- EE = Emergency eye/face wash ANSI Z358.1 tepid water
- S = Sanitation 180°

"PARALLEL" Models (Twin Module)

With Thermostats Controls - Hot or Cold Water Feed - "Parallel" turn on - min flow 1.5 GPM, max 4 GPM

MODEL	THERMOSTATIC OPTIONS	VOLTS	kW	AMPS	TEMPERATURE RISE °F				Recommended WIRE SIZE
					1.5GPM	2.0GPM	2.5GPM	3.0GPM	
EX120T2	EE,S,FS,DR	240V	11.5kW	48A	52°	39°	31°	26°	6AWG per module
EX144T2	EE,S,FS,DR	240V	15kW	64 (2*x32)A	68°	51°	41°	34°	8AWG per module
EX190T2	EE,S,FS,DR	240V	19kW	80 (2*x40)A	87°	65°	52°	43°	8AWG per module
EX1608T2	EE,S,FS,DR	208V	16.6kW	80 (2*x40)A	75°	57°	45°	38°	8AWG per module
EX160T2	EE,S,FS,DR	277V	16kW	58 (2*x29)A	73°	55°	44°	36°	10AWG per module
EX200T2	EE,S,FS,DR	277V	20kW	72 (2*x36)A	91°	68°	54°	46°	8AWG per module

"STAGED" Models (Twin Module)

With Thermostatic Control - Hot or cold water feed - "Staged" turn on, min flow .7 GPM, max 3 GPM

- TC = Hot or cold water feed "Staged" turn on
- FS = Factory set ambient to 180°
- ML = Multi lavs .5 turn on, staged up to 4 lavs
105°-110° temp setting
- DR = External temperature control, LED temperature display
(see "DR" spec sheet)

MODEL	THERMOSTATIC OPTIONS	VOLTS	kW	AMPS	TEMPERATURE RISE °F				Recommended WIRE SIZE
					1.5GPM	2.0GPM	2.5GPM	3.0GPM	
EX120TC	ML,DR	240V	11.5kW	48A	52°	39°	31°	26°	6AWG per module
EX144TC	ML,DR	240V	15kW	64 (2*x32)A	68°	51°	41°	34°	8AWG per module
EX190TC	ML,DR	240V	19kW	80 (2*x40)A	87°	65°	52°	43°	8AWG per module
EX1608TC	ML,DR	208V	16.6kW	80 (2*x40)A	75°	57°	45°	38°	8AWG per module
EX160TC	ML,DR	277V	16kW	58 (2*x29)A	73°	55°	44°	36°	10AWG per module
EX200TC	ML,DR	277V	20kW	72 (2*x36)A	91°	68°	54°	46°	8AWG per module

* The unit must have 2 independent electrical circuits using correctly rated wire and 2 circuit breakers.

SPECIAL DESIGN SERVICE INQUIRIES FOR UNITS FOR UNIQUE APPLICATIONS ARE WELCOME. CALL OUR TECHNICAL SERVICE DEPT. 1-800-543-6163.

EEMAX SUBMITTAL

Engineer/Architect: _____
Job Name/Customer: _____
Location: _____
Contractor: _____
Representative: _____
HEATER SPECIFICATIONS:
Series Two Model # EX _____ Option _____ Quantity _____ kW _____ Voltage _____ AMPS _____ GPM _____

Eemax® Inc.

353 CHRISTIAN STREET, OXFORD, CT 06478

www.eemax.com

Telephone: (203) 267-7890
TOLL FREE: 1-800-543-6163
FAX: (203) 267-7975